







# The 1818

[Wellington Place Community](#)



-  **1,841 Ft<sup>2</sup>**
-  **3 Bedrooms**
-  **2 Bathrooms**
-  **2 Car Garage**

Some images shown may be from a previously built Stylecraft home of similar design. Actual options, colors, and selections may vary. Contact us for details!

If charm and elegance are what you're looking for – Welcome home! A favorite of many, the 1818 has several features that make it stand out from the rest. From the moment your eyes catch the stunning exterior, you're captivated. Interior features include dual living areas to use as you choose, a large kitchen with granite-topped island that is open through the dining and living room, stunning windows flowing with natural light, an optional study alcove, and a spacious primary suite. Stylecraft's selections round out everything that make this floor plan so special.







